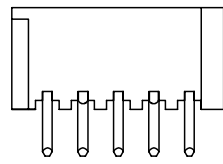
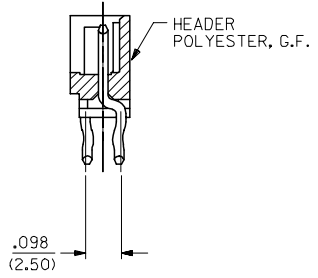
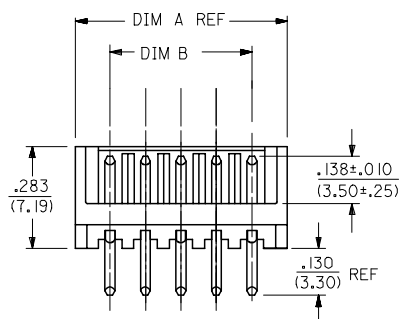


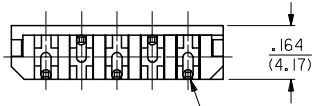
SQUARE CORNER IS CKT 1 IDENTIFIER



NOTES:

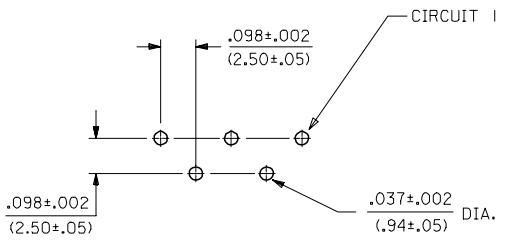
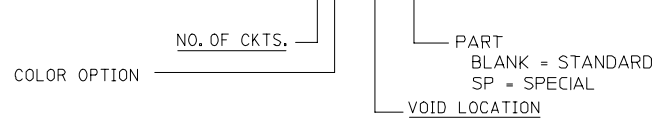
- 1) MATERIAL: HEADER : PLOYESTER, GLASS FILLED.  
PIN : BRASS.
- 2) FINISH:  
(154) --100 MICROINCHES (2.54 MICROMETERS) MIN. TIN OVER  
50 MICROINCHES (1.27 MICROMETERS) MIN. NICKEL UNDERPLATE.
- 3) PRODUCT SPECS: PS-42219-0001.
- 4) PACKAGING: PARTS MUST BE PACKAGED IN A 9" X12" ANTI-STATIC POLY-BAG BEFORE PLACING IN CORRUGATED SHIPPING CARTON.
- 5) ANY VOID COMBINATION LEAVING PINS IN ONE ROW ONLY IS NOT AN AVAILABLE OPTION. THE RESULTS WOULD BE MINIMAL BOARD RETENTION.

NO. OF CKTS.	KINK LOC.	DIM A IN/(MM)	DIM B IN/(MM)
2	ALL PINS	.292/(7.42)	.098/(2.50)
3	ALL PINS	.391/(9.92)	.197/(5.00)
4	ALL PINS	.489/(12.42)	.295/(7.50)
5	ALL PINS	.587/(14.92)	.394/(10.00)
6	ALL PINS	.685/(17.40)	.492/(12.50)
7	ALL PINS	.783/(19.90)	.591/(15.00)
8	ALL PINS	.882/(22.40)	.689/(17.50)
9	ALL PINS	.980/(24.90)	.787/(20.00)
10	ALL PINS	1.079/(27.40)	.886/(22.50)
11	ALL PINS	1.177/(29.90)	.984/(25.00)
12	ALL PINS	1.276/(32.40)	1.083/(27.50)
13	ALL PINS	1.374/(34.90)	1.181/(30.00)
14	ALL PINS	1.472/(37.40)	1.280/(32.50)
15	ALL PINS	1.571/(39.90)	1.378/(35.00)



CIRCUIT 1

A-42249-N\*- \*- \*



PCB HOLE LAYOUT: COMPONENT SIDE  
RECOMMENDED PCB THICKNESS: .062 (1.57)

REPLACE PIN 42238 EC NO: UCP2006-0509 DRW: AELHAG CHKD: 2006/03/28 APPR: FSI TH REVISION DESCRIPTION 2006/03/08 2006/03/28 2006/03/29	QUALITY SYMBOLS	GENERAL TOLERANCES (UNLESS SPECIFIED)	DIMENSION STYLE	SCALE	DESIGN UNITS	THIRD ANGLE PROJECTION	
	$\nabla=0$ $\nabla=0$	mm INCH 4 PLACES ± --- ± --- 3 PLACES ± --- ± .010 2 PLACES ± 0.25 ± .015 1 PLACE ± 0.38 ± --- ANGULAR ±1/2°	IN/MM	4:1	METRIC		
			DRAWN BY	DATE	TITLE		
			RE	12/17/88	2.5 MM HEADER ASSEMBLY (STAGGERED PINS)		
			CHECKED BY	DATE			
			WRL	12/17/88			
			APPROVED BY	DATE			
			LENZ	12/17/88			
			MATERIAL NO.	DOCUMENT NO.			
			SEE CHART	SDA-42249-*			
			SIZE				
			C				
			THIS DRAWING CONTAINS INFORMATION THAT IS PROPRIETARY TO MOLEX INCORPORATED AND SHOULD NOT BE USED WITHOUT WRITTEN PERMISSION				
						SHEET NO. 1 OF 4	

A-42249-NA*				A-422649-NB*				A-42249-NC*				
OPTIONS	HOUSING	42249-N		OPTIONS	HOUSING	42249-NA		OPTIONS	HOUSING	42249-NB		
	COLOR	WHITE			COLOR	BLUE			COLOR	BROWN		
	PIN NO	45613-0001			PIN NO	45613-0001			PIN NO	45613-0001		
	PLATING	154			PLATING	154			PLATING	154		
Ckt	Material No	Engineering No	Void Ckts	Ckt	Material No	Engineering No	Void Ckts	Ckt	Material No	Engineering No	Void Ckts	
2	22-43-6020	A-42249-2A		2	22-44-7026	A-42249-2B		2	22-44-7025	A-42249-2C		
3	22-43-6030	A-42249-3A		3	22-44-7036	A-42249-3B		3	22-44-7035	A-42249-3C		
4	22-43-6040	A-42249-4A		4	22-44-7046	A-42249-4B		4	22-44-7045	A-42249-4C		
5	22-43-6050	A-42249-5A		5	22-44-7056	A-42249-5B		5	22-44-7055	A-42249-5C		
6	22-43-6060	A-42249-6A		6		A-42249-6B		6	22-44-7065	A-42249-6C		
7	22-43-6070	A-42249-7A		7		A-42249-7B		7	22-44-7075	A-42249-7C		
8	22-43-6080	A-42249-8A		8		A-42249-8B		8	22-44-7085	A-42249-8C		
9	22-43-6090	A-42249-9A		9		A-42249-9B		9	22-44-7095	A-42249-9C		
10	22-43-6100	A-42264910A		10		A-42264910B		10	22-44-7105	A-42249-10C		
11	22-43-6110	A-42249-11A		11		A-42249-11B		11	22-44-7115	A-42249-11C		
12	22-43-6120	A-42249-12A		12		A-42249-12B		12	22-44-7125	A-42249-12C		
13	22-43-6130	A-42249-13A		13		A-42249-13B		13	22-44-7135	A-42249-13C		
14	22-43-6140	A-42249-14A		14		A-42249-14B		14	22-44-7145	A-42249-14C		
15	22-43-6150	A-42249-15A		15		A-42249-15B		15	22-44-7155	A-42249-15C		
	22-43-6041	A-42249-4A-2	2									
	22-43-6042	A-42249-4A-3	3									
	22-43-6063	A-42249-6A-51	3,5									
	22-43-6064	A-42249-6A-52	2,4									
	22-43-6032	A-42249-3A-3	3									
	022-43-6073	A-42249-07A-51	2,5									
	022-43-6072	A-42249-07A-3	3									
	022-43-6074	A-42249-07A-5	5									
	022-43-6075	A-42249-07A-52	3,6									
	022-43-6061	A-42249-06A-5	5									
	022-43-6065	A-42249-06A-2	2									
REV:	ECR/ECN INFORMATION			TITLE:							SHEET No.	
<b>S</b>	EC NO: UCP2006-0509			<b>2.5 MM HEADER ASSEMBLY (STAGGERED PINS)</b>							<b>- 2 -</b>	
	DATE: 3/29/2006											
DOCUMENT NUMBER:				CREATED / REVISED BY:			CHECKED BY:		APPROVED BY:			
<b>SDA-42249-*</b>				<b>ELHAG</b>			<b>ADERR</b>		<b>FSMITH</b>			

A-42249-ND-*				A-42249-NE-*				A-42249-NF-*						
OPTIONS	HOUSING	42249-NR			OPTIONS	HOUSING	42249-NC			OPTIONS	HOUSING	42249-ND		
	COLOR	RED				COLOR	ORANGE				COLOR	YELLOW		
	PIN NO	45613-0001				PIN NO	45613-0001				PIN NO	45613-0001		
	PLATING	154				PLATING	154				PLATING	154		
Ckt	Material No	Engineering No	Void Ckts	Ckt	Material No	Engineering No	Void Ckts	Ckt	Material No	Engineering No	Void Ckts			
2	22-44-7022	A-42249-2D		2	22-44-7024	A-42249-2E		2	22-44-7021	A-42249-2F				
3	22-44-7032	A-42249-3D		3	22-44-7034	A-42249-3E		3	22-44-7031	A-42249-3F				
4	22-44-7042	A-42249-4D		4	22-44-7044	A-42249-4E		4	22-44-7041	A-42249-4F				
5	22-44-7052	A-42249-5D		5	22-44-7054	A-42249-5E		5	22-44-7051	A-42249-5F				
6	22-44-7062	A-42249-6D		6	22-44-7064	A-42249-6E		6	22-44-7061	A-42249-6F				
7	22-44-7072	A-42249-7D		7	22-44-7074	A-42249-7E		7	22-44-7071	A-42249-7F				
8	22-44-7082	A-42249-8D		8	22-44-7084	A-42249-8E		8	22-44-7081	A-42249-8F				
9	22-44-7092	A-42249-9D		9	22-44-7094	A-42249-9E		9	22-44-7091	A-42249-9F				
10	22-44-7102	A-42249-10D		10	22-44-7104	A-42249-10E		10	22-44-7101	A-42249-10F				
11		A-42249-11D		11	22-44-7114	A-42249-11E		11	22-44-7111	A-42249-11F				
12	22-44-7122	A-42249-12D		12	22-44-7124	A-42249-12E		12	22-44-7121	A-42249-12F				
13		A-42249-13D		13	22-44-7134	A-42249-13E		13	22-44-7131	A-42249-13F				
14		A-42249-14D		14	22-44-7144	A-42249-14E		14	22-44-7141	A-42249-14F				
15		A-42249-15D		15	22-44-7154	A-42249-15E		15	22-44-7151	A-42249-15F				
	22-44-7049	A-42249-4D-2	2											
	022-44-7048	A-42249-04D-3	3											

REV: <b>S</b>	ECR/ECN INFORMATION	TITLE: <b>2.5 MM HEADER ASSEMBLY (STAGGERED PINS)</b>	SHEET No. <b>- 3 -</b>
	EC NO: UCP2006-0509 DATE: 3/29/2006		
DOCUMENT NUMBER: <b>SDA-42249-*</b>	CREATED / REVISED BY: <b>ELHAG</b>	CHECKED BY: <b>ADERR</b>	APPROVED BY: <b>FSMITH</b>

A-42249-NG-*				A-42249-NH-*				A-42249-NF-*			
OPTIONS	HOUSING	42249-NE		OPTIONS	HOUSING	42249-NG		OPTIONS	HOUSING	42249-ND	
	COLOR	GREEN			COLOR	GREY			COLOR	YELLOW	
	PIN NO	45613-0001			PIN NO	45613-0001			PIN NO	45613-0001	
	PLATING	154			PLATING	154			PLATING	154	
Ckt	Material No	Engineering No	Void Ckts	Ckt	Material No	Engineering No	Void Ckts	Ckt	Material No	Engineering No	Void Ckts
2	22-44-7023	A-42249-2G		2		A-42249-2H		2	50-34-9271	A-42249-02F-(154)	
3	22-44-7033	A-42249-3G		3		A-42249-3H		3	50-34-9272	A-42249-03F-(154)	
4	22-44-7043	A-42249-4G		4		A-42249-4H		4	50-34-9273	A-42249-04F-(154)	
5	22-44-7053	A-42249-5G		5		A-42249-5H		5	50-34-9274	A-42249-05F-(154)	
6	22-44-7063	A-42249-6G		6		A-42249-6H		6	50-34-9275	A-42249-06F-(154)	
7	22-44-7073	A-42249-7G		7		A-42249-7H		7	50-34-9276	A-42249-07F-(154)	
8	22-44-7083	A-42249-8G		8		A-42249-8H		8	50-34-9277	A-42249-08F-(154)	
9	22-44-7093	A-42249-9G		9		A-42249-9H		9	50-34-9278	A-42249-09F-(154)	
10	22-44-7103	A-42249-10G		10		A-42249-10H		10	50-34-9279	A-42249-10F-(154)	
11	22-44-7113	A-42249-11G		11		A-42249-11H		11	50-34-9280	A-42249-11F-(154)	
12	22-44-7123	A-42249-12G		12		A-42249-12H		12	50-34-9281	A-42249-12F-(154)	
13	22-44-7133	A-42249-13G		13		A-42249-13H		13	50-34-9282	A-42249-13F-(154)	
14	22-44-7143	A-42249-14G		14		A-42249-14H		14	50-34-9283	A-42249-14F-(154)	
15	22-44-7153	A-42249-15G		15		A-42249-15H		15	50-34-9284	A-42249-15F-(154)	

REV:	ECR/ECN INFORMATION	TITLE:	SHEET No.
<b>S</b>	EC NO: UCP2006-0509	<b>2.5 MM HEADER ASSEMBLY</b>	<b>- 4 -</b>
	DATE: 3/29/2006	<b>(STAGGERED PINS)</b>	
DOCUMENT NUMBER:	CREATED / REVISED BY:	CHECKED BY:	APPROVED BY:
<b>SDA-42249-*</b>	<b>ELHAG</b>	<b>ADERR</b>	<b>FSMITH</b>